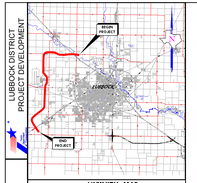
LUBBOCK DISTRICT
PROJECT DEVELOPMENT



VICINITY MAP

NTS

LEGEND

- PROPOSED MAINLANES
- FRONTAGE ROADS
- DIRECT CONNECTORS
- RAMPS
- EXISTING STRUCTURES
- FEMA ZONE A
- PROPOSED BRIDGE STRUCTURES
- FUTURE DRIVEWAYS
- SIDEWALKS
- PROPOSED MAINLANES
- PROPOSED FRONTAGE ROADS
- PROPOSED RAMPS
- PROPOSED CONNECTORS
- PROPOSED EMBANKMENT
- PROPOSED RETAINING WALL
- PROPOSED STRIPING
- PROPOSED LANE INDICATOR
- PROPOSED RIGHT-OF-WAY
- PROPOSED CONTROL OF ACCESS (COA)
- PROPOSED DRAINAGE DETENTION
- EXISTING PLANIMETRIC
- EXISTING RIGHT-OF-WAY
- EXISTING PARCEL MAP
- FUTURE ROADWAY (BY OTHERS)
- FUTURE DRIVEWAYS
- EXISTING ROADWAY TO BE REMOVED
- EXISTING LANE INDICATOR

DESIGN CRITERIA

FUNCTIONAL CLASSIFICATION: FREEWAY / URBAN
MAINLANE DESIGN SPEED: 70 MPH
FRONTAGE RD DESIGN SPEED: 50 MPH
RAMP DESIGN SPEED: 50 MPH
DIR, CONN. DESIGN SPEED: 50 MPH
LOOP RAMP DESIGN SPEED: 30 MPH
ROUNDABOUT DESIGN SPEED: 20 MPH

0 50 100 200(H)
0 5 10 20 (V)

PRELIMINARY
SUBJECT TO CHANGE

ENTECH
www.entechcivil.com
F-6932
5756 SW 1ST AVENUE,
SUITE 100
AMARILLO, TEXAS 79106
(806) 350-1661

PRELIMINARY

Document Incomplete- not intended for permit, bidding or construction.

Engineer: MIGUEL PONCE III, P.E.
P.E. Serial No. 67976
Date: 5/5/2020

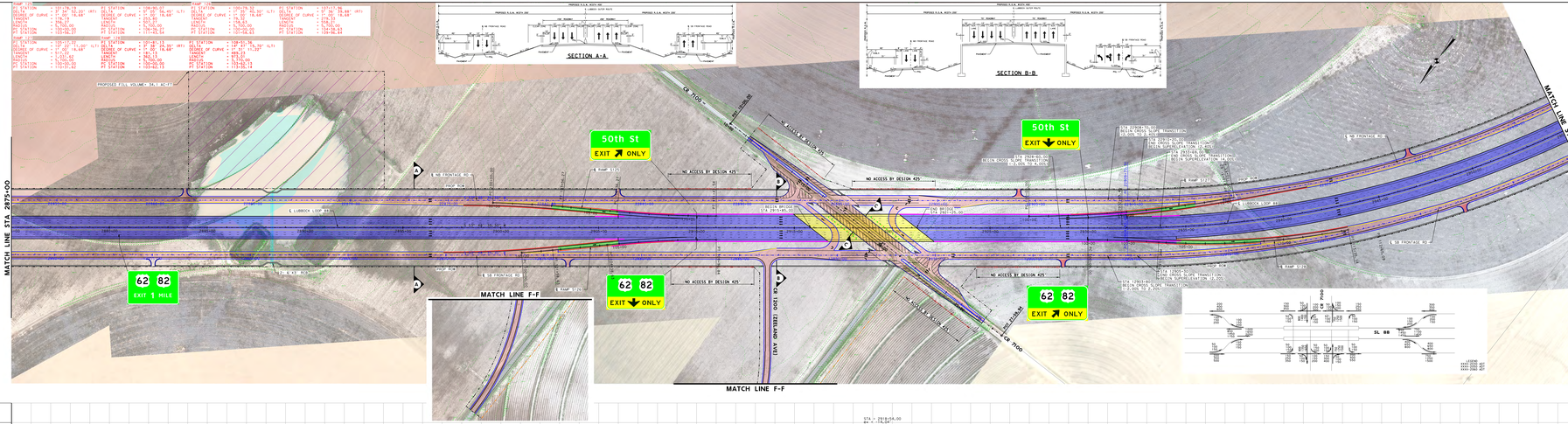
SCHEMATIC LAYOUT
LUBBOCK COUNTY
CSJ: 0918-45-043

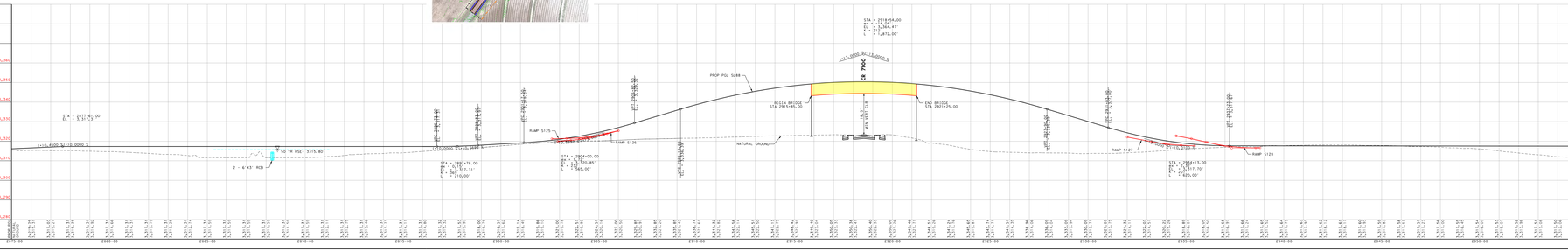
STATE LOOP 88 SEGMENTS 1 AND 2 GEOMETRIC DESIGN

FROM: STA 2875+00
TO: STA 2955+00

LUBBOCK DISTRICT

SCHEMATIC
SHEET NO.
10
20





LUBBOCK DISTRICT
PROJECT DEVELOPMENT

SL 88 SCHEMATIC

PRELIMINARY
SUBJECT TO CHANGE

VICINITY MAP
NTS

LEGEND
DESIGN CRITERIA
FUNCTIONAL CLASSIFICATION: FREEWAY / URBAN
MAINLANE DESIGN SPEED: 70 MPH
FRONTAGE RD DESIGN SPEED: 50 MPH
RAMP DESIGN SPEED: 50 MPH
DIR, CONN. DESIGN SPEED: 50 MPH
LOOP RAMP DESIGN SPEED: 30 MPH
ROUNDABOUT DESIGN SPEED: 20 MPH
0 50 100 200(H)
0 5 10 20 (V)
ENTECH
F-6932
PRELIMINARY
Document Incomplete- not intended for permit, bidding or construction.
Engineer: MIGUEL PONCE III, P.E.
P.E. Serial No. 67976
Date: 5/5/2020
SCHEMATIC LAYOUT
LUBBOCK COUNTY
CSJ: 0918-45-043
STATE LOOP 88 SEGMENTS 1 AND 2 GEOMETRIC DESIGN
FROM: STA 2875+00
TO: STA 2955+00
LUBBOCK DISTRICT
SCHEMATIC
SHEET NO.
10
20